

APRIL 28, 2020

---



# THE CLOUD JOURNEY

Addressing Common Concerns

# Meet the Team

---



SPEAKER

**RAJESH MENON**

AWS Practice Lead



MODERATOR

**ANN ALBERGOTTI**

Sales & Marketing  
Director



# AGENDA

---

- Cloud Overview
- Concerns Orgs Have About Moving To The Cloud
- Addressing Concerns
- How CloudQ Can Help
- Q & A



# CLOUD - PRIVATE VS PUBLIC

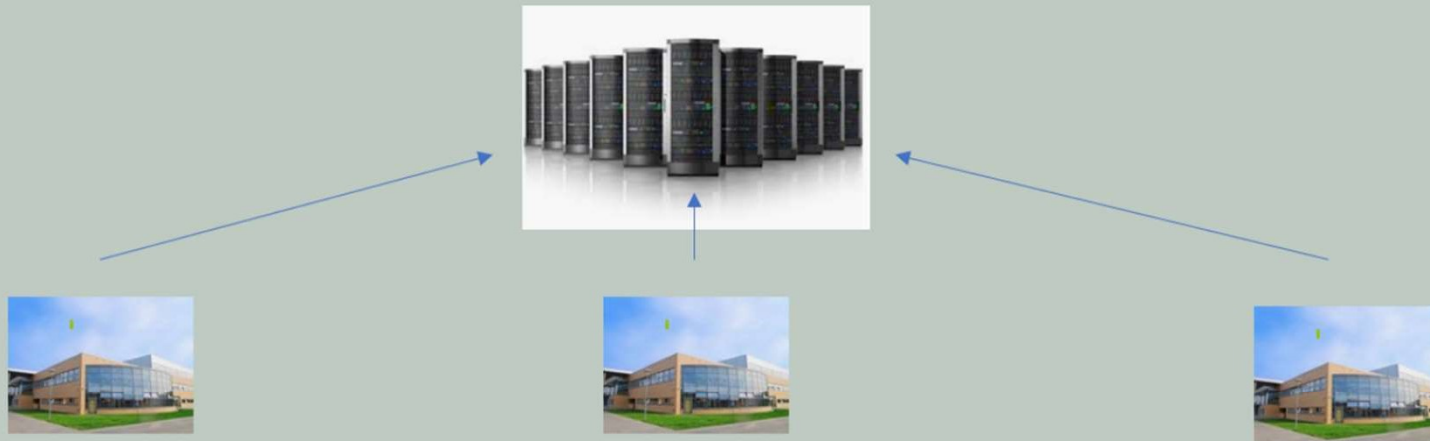
---



TRADITIONAL DATA CENTER  
(Private Cloud)

# CLOUD - PRIVATE VS PUBLIC

---



SERVER FARMS  
(Public Cloud)

# Statistical Information

ABOUT THE PUBLIC CLOUD

AIU	1.822	12.349,000
EJK	3.680	238.681,000
HPL	1.042	85.678,000
KEE	485	8.369,000
NAH	8.569	189.301,000
QOP	6.602	102.698,000
TJK	890	24.697,000
WIS	6.280	202,000

AIU	HJA	WPK	PLD	ISPR	ST	QOP
1.822	20.349	890	4.350	0.985	445	6.800
(-35)	(+568)	(-326)	(+780)	(+80)	(-17)	(-112)
MBC	CM	HJB	PON	NER	NAH	QOP
3.605	9.542	2.609	7.654	4.522	1.432	3.652
(+218)	(-128)	(+35)	(+144)	(+122)	(+4)	(+183)
YSV	QMH	MWJ	ST	KLM	CDK	EMH
3.204	5.211	7.100	7.150	782	1.901	3.280
(-33)	(+156)	(-48)	(-152)	(+74)	(+101)	(-126)
WSP	WFF	HJM	GLC	LSD	SDH	QHS
3.320	712	134	2.022	631	6.837	12.430
(-120)	(+12)	(+5)	(-138)	(+42)	(-9)	(+338)

# Incredible Cloud Adoption



- The public cloud service market is expected to reach \$623.3 billion by 2023 worldwide.
- 83% of enterprise workloads will be in the cloud by 2020.
- 94% of enterprises already use a cloud service.
- 30% of all IT budgets are allocated to cloud computing.
- 66% of enterprises already have a central cloud team or a cloud center of excellence.
- 50% of enterprises spend more than \$1.2 million on cloud services annually.

Information sourced from a blog in [hostingtribunal.com](https://hostingtribunal.com)  
<https://hostingtribunal.com/blog/cloud-adoption-statistics/#gref>



# **Concerns Organizations Face**

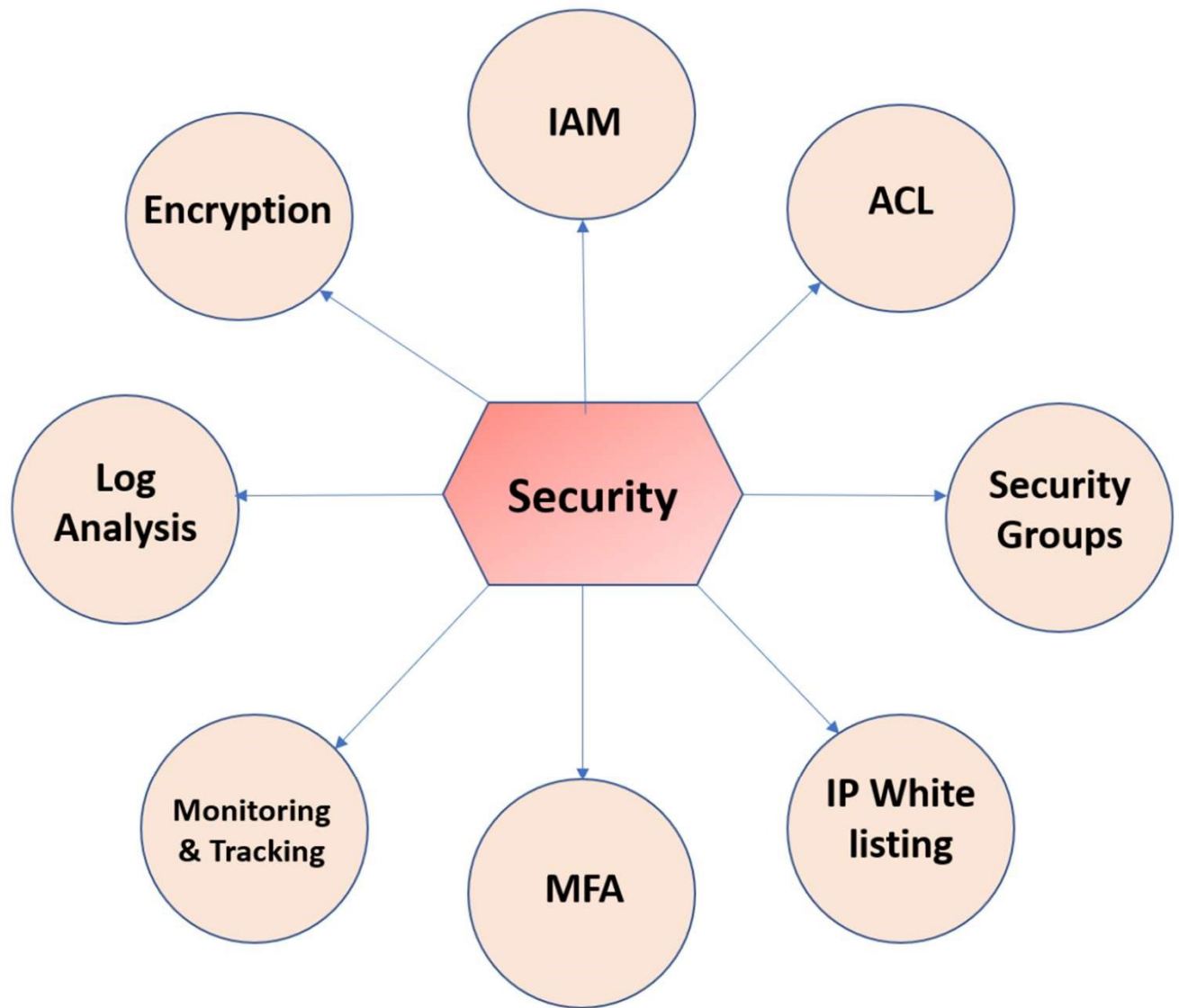
## **FACTORS TO CONSIDER**

- Security
- Cost



# SECURITY CONCERNS

---



# COST CONCERNS

---

## TRADITIONAL DATA CENTER COSTS

- Server Costs
- Data Center Costs
- Infrastructure Maintenance Costs
- Monitoring Costs
- Licensing Costs

**Vs**

## CLOUD COSTS

- Usage Costs
- Storage Costs
- Multiple Cost Models

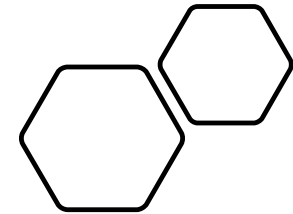


# **OTHER BENEFITS**

- Scalability
- Performance
- Reliability

# HOW WE HELP

---



- Certified Cloud Professionals - On AWS
- Managed and Implemented Multiple Projects on the Cloud
- Services That We Provide
  - Consulting
  - Project Implementation
    - Solution Architecting
    - Designing
    - Implementing
    - Maintenance
  - Training





Services ▾

Resource Groups ▾



CloudQ ▾

Ohio ▾

Support ▾

☒ New EC2 Experience  
Tell us what you think

Launch Instance ▾

Connect

Actions ▾



EC2 Dashboard **New**

Events **New**

Tags

Filter by tags and attributes or search by keyword



1 to 1 of 1

<input checked="" type="checkbox"/>	Name ▾	Instance ID ▴	Instance Type ▾	Availability Zone ▾	Instance State ▾	Status Checks ▾	Alarm Status	Public DNS (IP)
<input checked="" type="checkbox"/>		i-0e4f91f1d3bf1a849	t2.micro	us-east-2c	<span>●</span> running	<span>✓</span> 2/2 checks ...	None	ec2-18-221-127

### Network Out Average

Bytes



### Network Packets In Average

Count



### Network Packets Out Average

Count



### Spend Summary

Cost Explorer

Welcome to the AWS Billing & Cost Management console. Your last month, month-to-date, and month-end forecasted costs appear below.

Current month-to-date balance for April 2020

**\$0.00**



No Amount Due

\$0.00



# Q & A

SHARE QUESTIONS IN CHAT

**RAJESH MENON**

rajesh@cloudq.net

**CLOUDQ**

6110 MCFARLAND STATION DR.  
SUITE 201  
ALPHARETTA, GA 30004  
+1 (404) 410-1441

[www.CloudQ.net](http://www.CloudQ.net)



**CONTACT  
US**

---

thanks!

